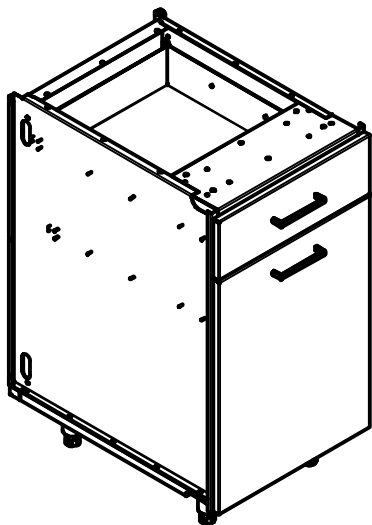




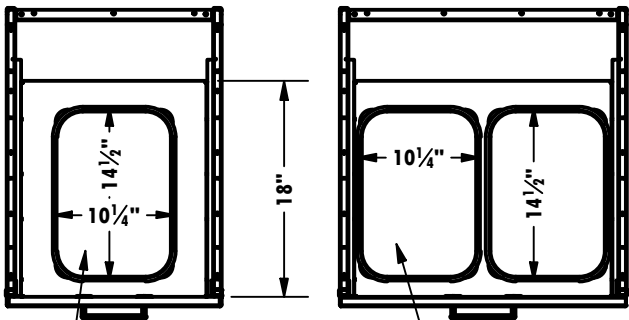
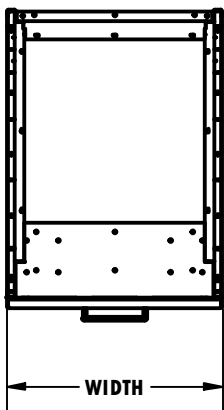
BWBXX 1 DRAWER WASTE PULLOUT CABINETS



CABINET TAG	DESCRIPTION
BWB15	WASTE CABINET 1 DW & PULLOUT DOOR 15in WD
BWB18	WASTE CABINET 1 DW & PULLOUT DOOR 18in WD
BWB21	WASTE CABINET 1 DW & PULLOUT DOOR 21in WD
BWB24	WASTE CABINET 1 DW & PULLOUT DOOR 24in WD
BWB27	WASTE CABINET 1 DW & PULLOUT DOOR 27in WD

NOTES:
STAINLESS SOFT CLOSE HINGES
STAINLESS SOFT CLOSE DRAWER SLIDES
80LB RATED SLIDES

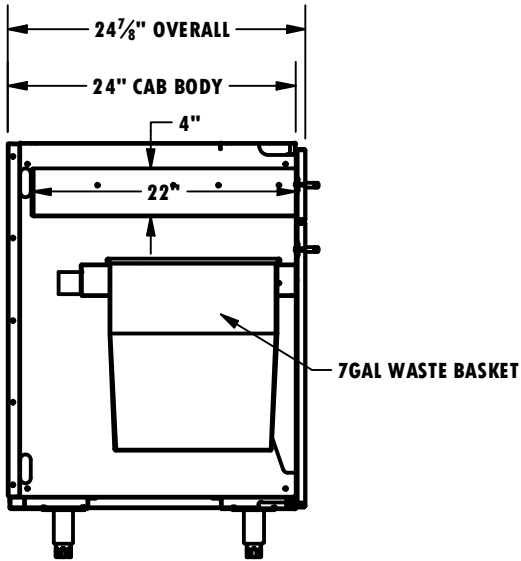
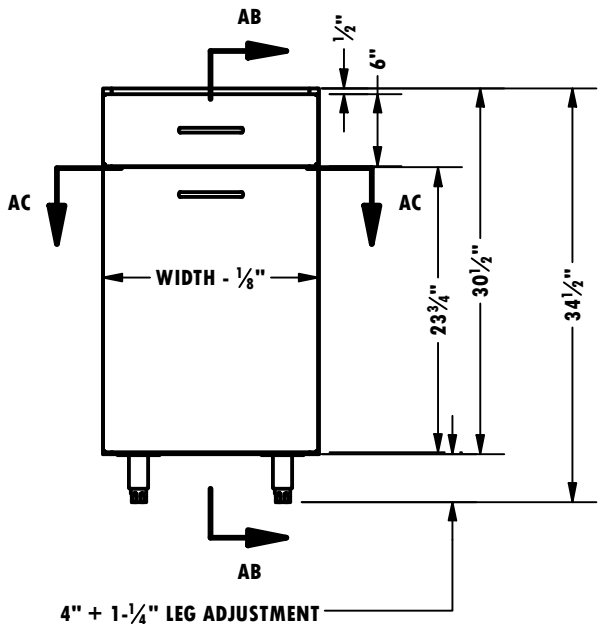
1X BASKET IN 15"-21" WIDE CABINETS
2X BASKETS IN 24" AND 27" WIDE CABINETS
FOR 28" EXTRA DEEP CABINET BODY SPECIFY BWBXX28
XX = WIDTH
24" DRAWER DEPTH INSIDE 28" EXTRA DEEP CABINETS



1 BASKET ON
15-21" WIDE CABINETS

SECTION AC-AC
SCALE 3/4" = 12"

2X BASKETS ON 24"
AND 27" WIDE CABINETS



SECTION AB-AB
SCALE 3/4" = 12"